















# Town of Clifton Forge

## Zoning

Adopted September 10, 2013

### Legend

	AR		R1
	B1		R2
	B2		R3
	BD		RR ROW
	BG		UNKNOWN
	CF		WATER
	CN		VDOT ROW

Scale 0 500 1,000 2,000 Feet